

Index

Figure 1: Asylum applicants in Romania from Afghanistan, Iraq and Syria, 2008-2015 2

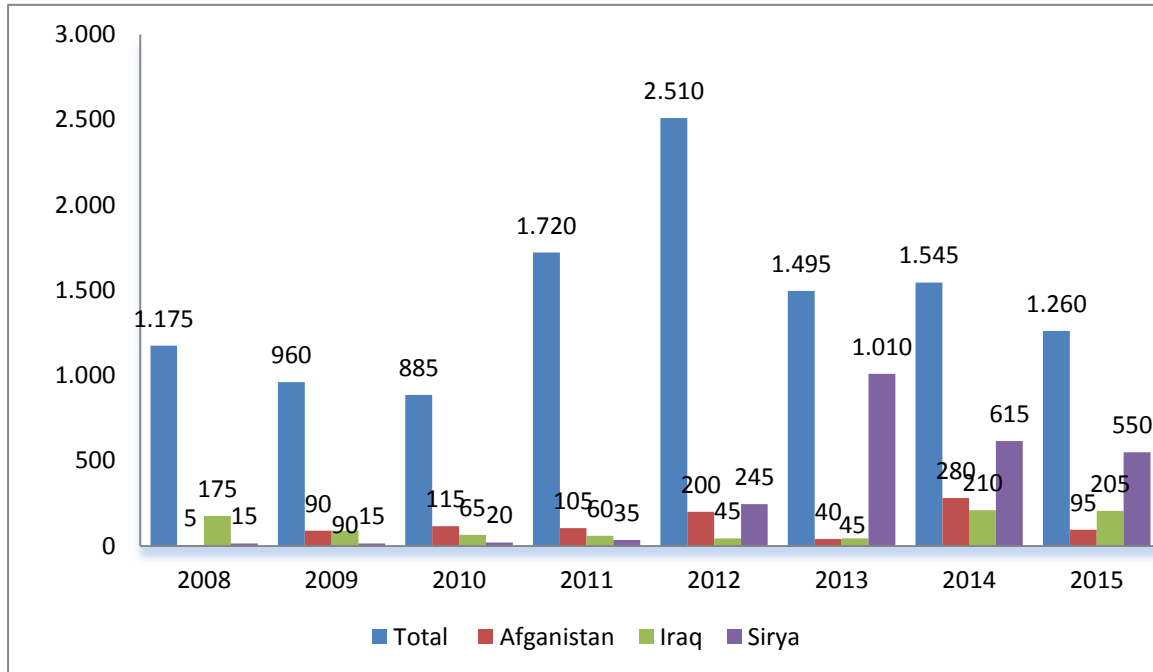
Figure 2: Weight of asylum applicants in Romania from Afghanistan, Iraq and Syria in 2015 3

Figure 3: Asylum applications withdrawn from Afghanistan, Iraq and Syria 3

Figure 4: First time asylum applicants in Romania in from august 2015 to October 2016..... 4

Figure 5: Migration route in Romania 5

Figure 1: Asylum applicants in Romania from Afghanistan, Iraq and Syria, 2008-2015



Summary Figure presents the statistics of persons from Afghanistan, Iraq and Syria having submitted an application for international protection in Romania, from 2008-2015. From the total 11, 550 asylum applicants, 830 are from Afghanistan, 895 from Iraq and 2,505 from Syria. Also, the number of the Syrian applicants was increased from 35 in 2011 to 245 in 2012, 1,010 in 2013, 615 in 2014 and 550 in 2015. The weight of these three groups were increased in the last 3 years: from 19,5% in 2012 to 73% in 2013, 71% in 2014 and 67% in 2015 (Graph 2). In 2015, 8% of asylum applications were withdrawn, 105 from 1260: asylum applications withdrawn from Afghanistan were 0%, from Iraq 5% and from Syria 1,8% (Graph 3).

Source Data based on Eurostat
Link http://appsso.eurostat.ec.europa.eu/nui/show.do?dataset=migr_asyappctzm&lang=en

Figure 2: Weight of asylum applicants in Romania from Afghanistan, Iraq and Syria in 2015

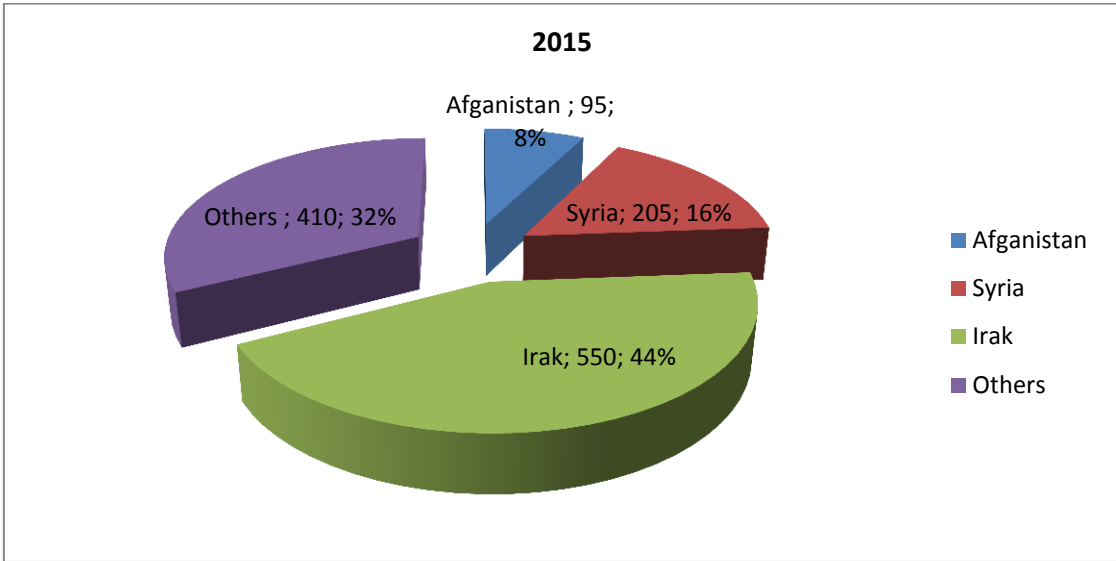


Figure 3: Asylum applications withdrawn from Afghanistan, Iraq and Syria

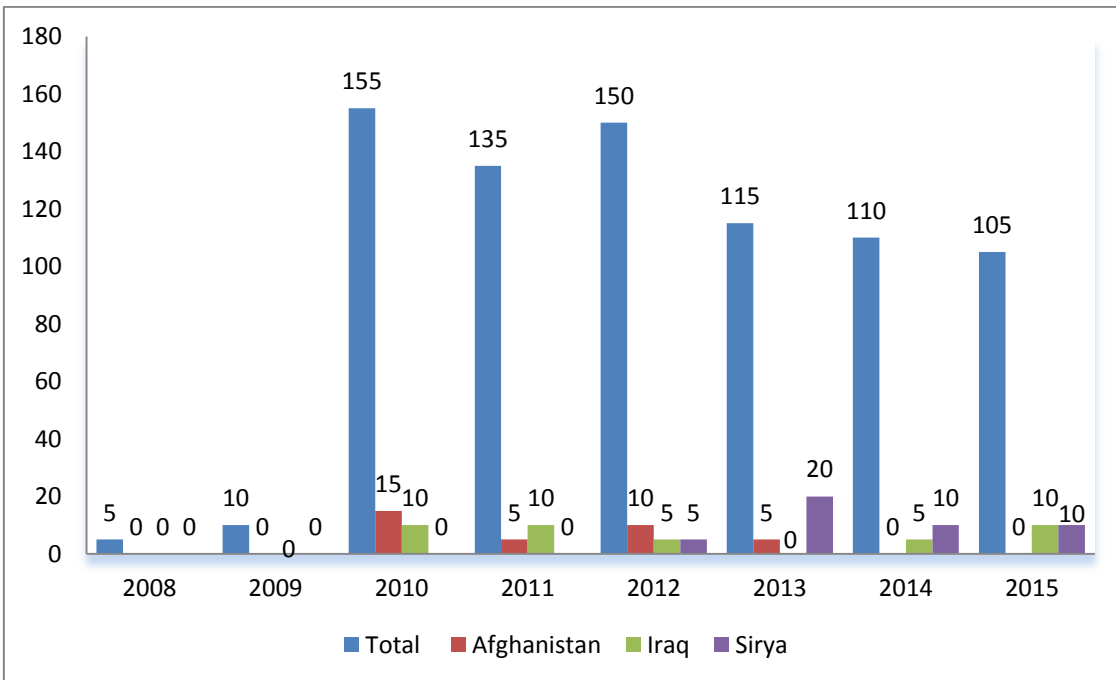
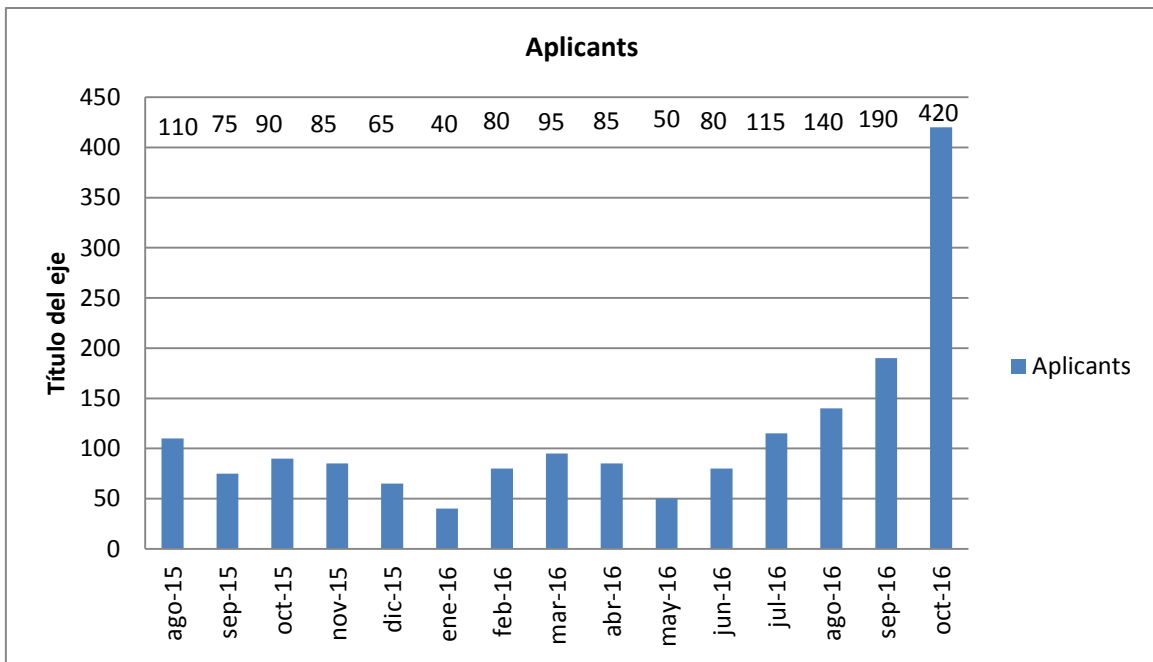


Figure 4: First time asylum applicants in Romania in from august 2015 to October 2016



Summary Figure presents the monthly statistics of persons having submitted an application for international protection in Romania, August 2015-October 2016.

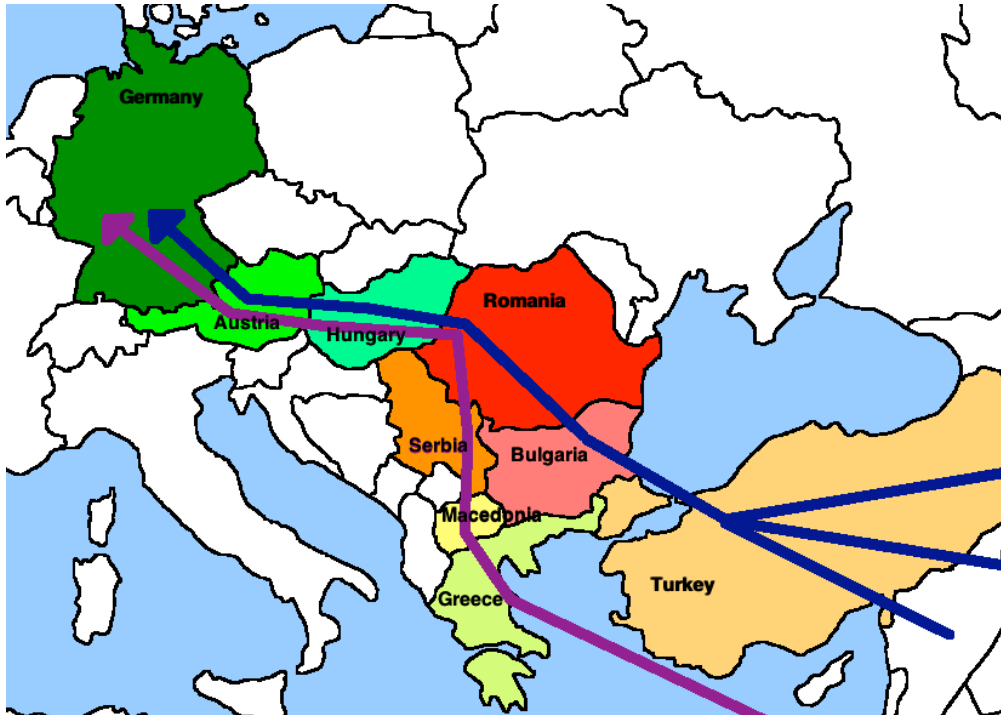
In this period, there were 1720 persons having submitted an application for international protection in Romania

Romania has one of the lowest rate, in Europe , 22 first time applicants per million comparing with 702 asylum applicants per million inhabitants in the EU as a whole.

Source Data based on Eurostat

Link http://appsso.eurostat.ec.europa.eu/nui/show.do?dataset=migr_asyappctzm&lang=en

Figure 5: Migration route in Romania



Summary The map presents the new migration route, which is passing through Romania opened by the Syrian conflict. Romania remains a transit country for most migrants, although many give up their plan to go to Western Europe. Many forced migrants, who came to Europe in search for asylum, are trying to avoid settling in Romania.

Source Gavrilu, Irina Maria, 2014, Why not Romania? A study of asylum destination choices

Link http://projekter.aau.dk/projekter/files/204611718/Why_not_Romania_.pdf