

Index

Figure 1: Number of applications for asylum seeking in Cyprus (2002-2015) 2

Figure 2: Asylum and first time asylum applicants in Cyprus (2008-2015) 3

Figure 3: Top 10 Nationalities of applicants for asylum in Cyprus in 2015 3

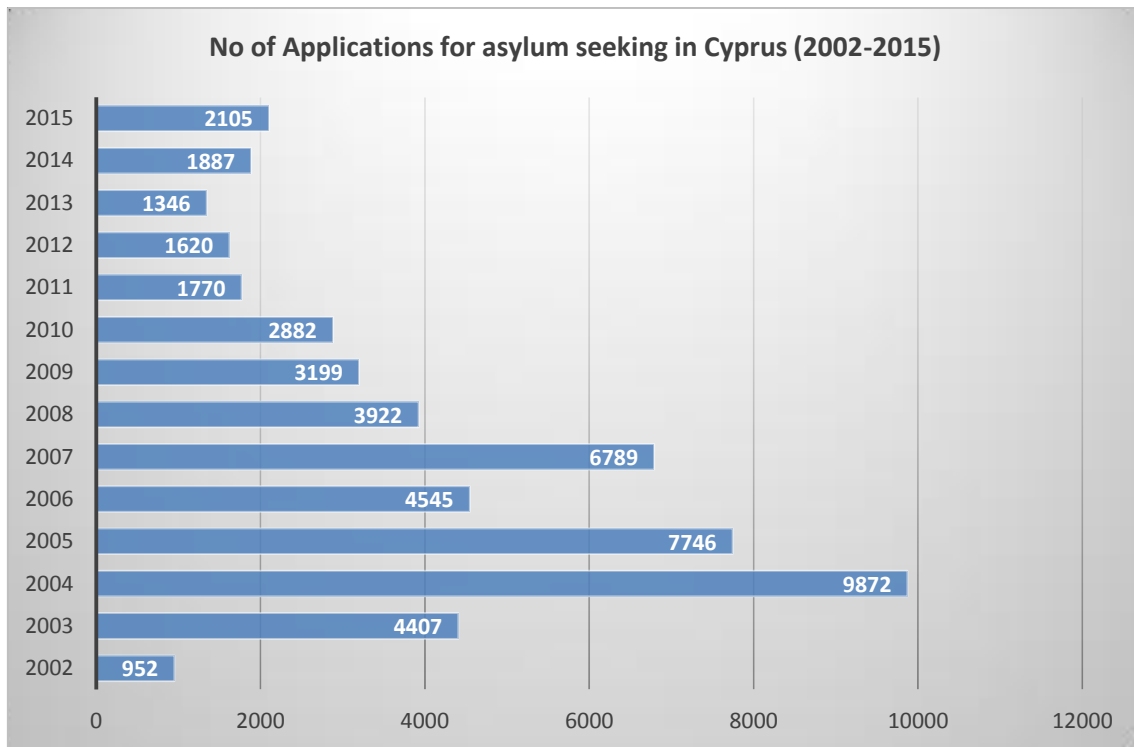
Figure 4: Syrian 1st instance asylum applications in Cyprus (2002-2015) 4

Figure 5: Gender/age breakdown of the total number of applicants in Cyprus for 2015 5

Figure 6: Asylum applicants considered to be unaccompanied minors (2008-2015)..... 5

Figure 7: Asylum and 1st time asylum applicants in Cyprus for 2016..... 6

Figure 1: Number of applications for asylum seeking in Cyprus (2002-2015)

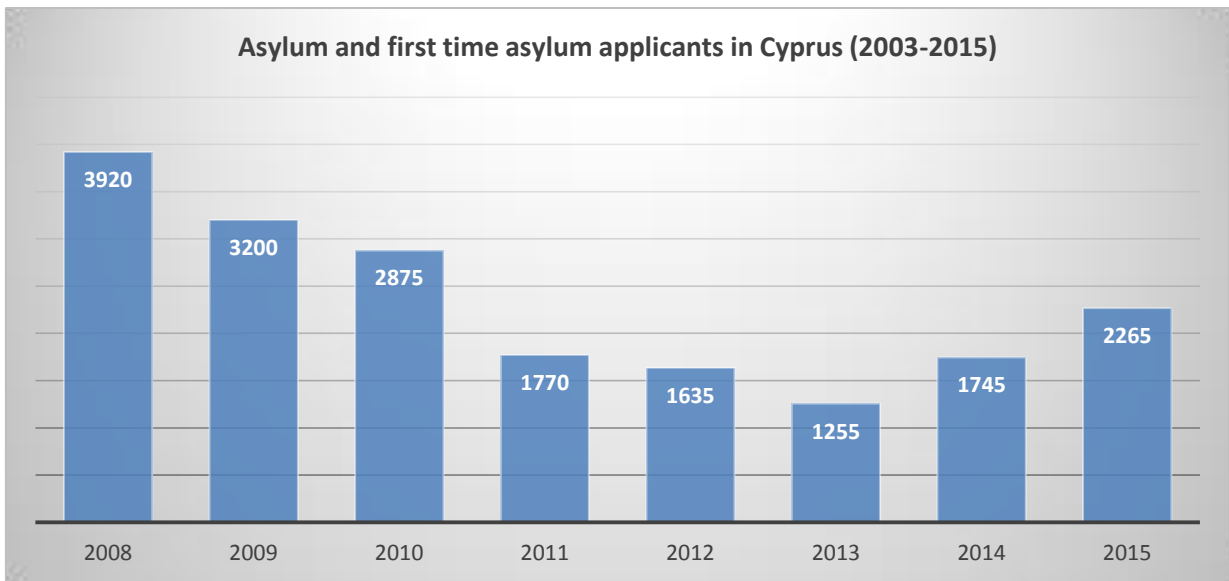


Summary Figure provides an overview of the number of applicants for asylum seeking in Cyprus between 2002 and 2015. The biggest number of applications was in 2004. However, the last 3 years an increasing trend is observed. On the link below, the number of the rejected and the pending applications are also shown.

Source Own elaboration based on UNHCR.org.cy (2016)

Link http://www.unhcr.org.cy/fileadmin/user_upload/Tables_AS-RAR-Syria_till_2015_for_website_-_v4.pdf

Figure 2: Asylum and first time asylum applicants in Cyprus (2008-2015)

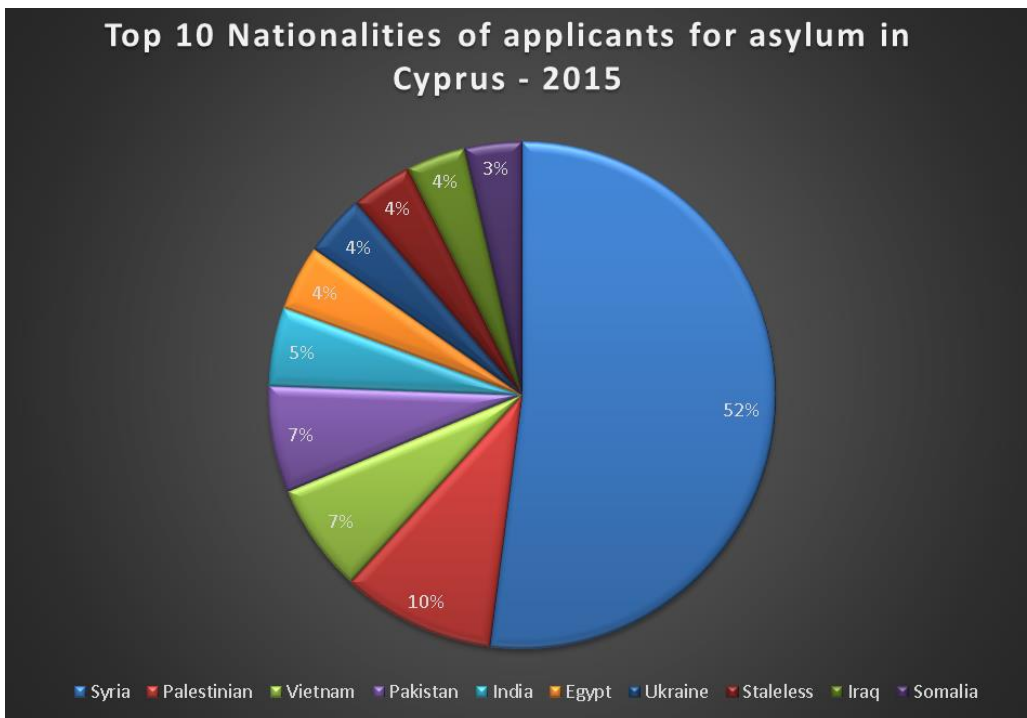


Summary Figure provides an overview of the Asylum and first time asylum applicants in Cyprus between 2008 and 2015. The biggest number of applications were in 2008. A gradual decrease has been observed the next years, but in the last 3 years an increasing trend is observed.

Source Own elaboration based on Eurostat- Asylum and Managed Migration data (2016)

Link <http://ec.europa.eu/eurostat/web/asylum-and-managed-migration/data/database>

Figure 3: Top 10 Nationalities of applicants for asylum in Cyprus in 2015

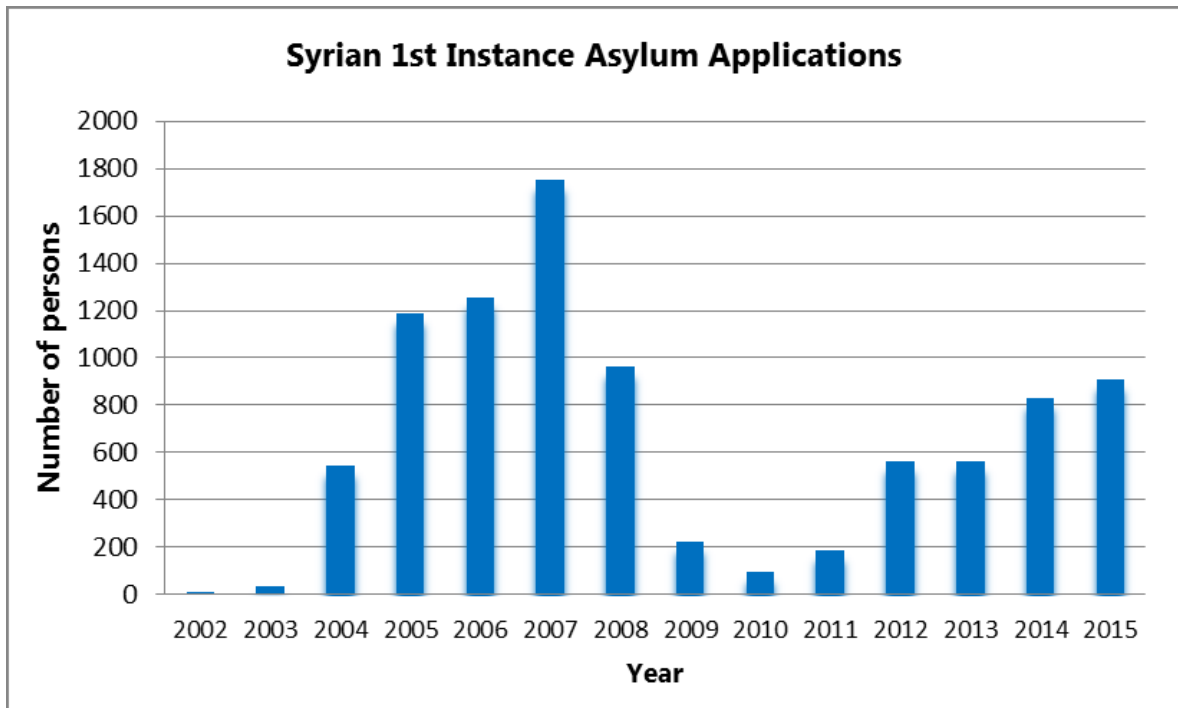


Summary Figure provides an overview of the 10 largest groups of 1st time asylum applicants (by citizenship) in Cyprus in 2015. Syrian accounted for the largest number of applicants – 52% of applicants were Syrian. 10% of applicants were Palestinian.

Source Own elaboration based on UNHCR.org.cy (2016)

Link http://www.unhcr.org.cy/fileadmin/user_upload/Tables_AS-RAR-Syria_till_2015_for_website_-_v4.pdf

Figure 4: Syrian 1st instance asylum applications in Cyprus (2002-2015)

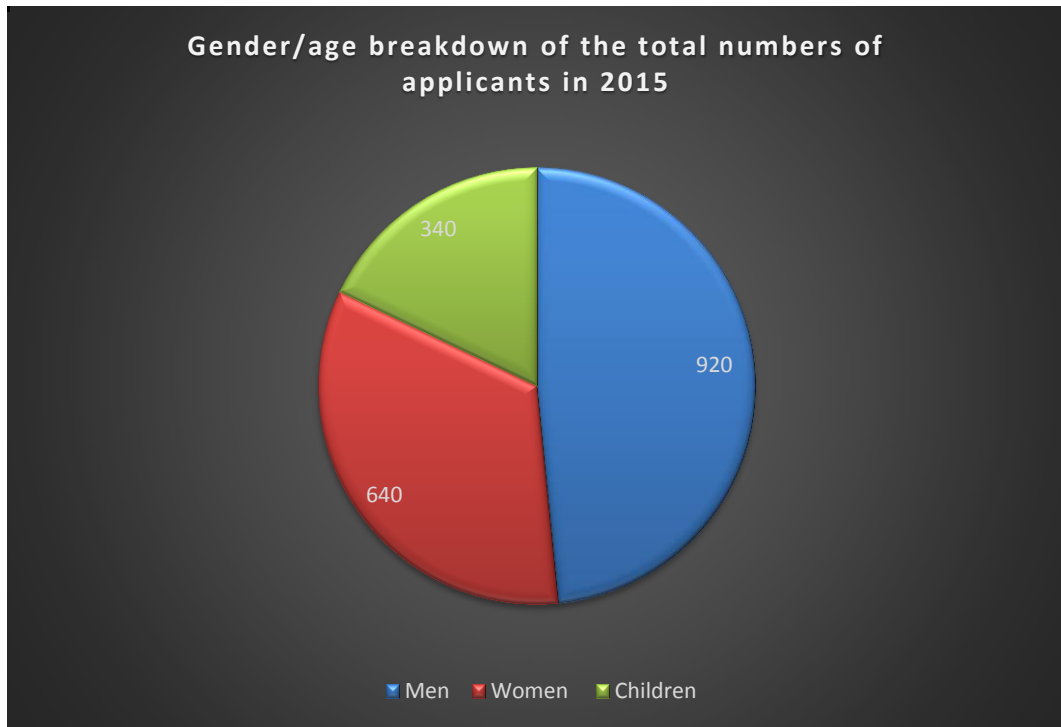


Summary Figure provides an overview of the number of asylum seeking applications by Syrians, who are the main citizenship of applicants in Cyprus. The last 5 years an increasing trend is observed.

Source Own elaboration based on UNHCR.org.cy (2016)

Link http://www.unhcr.org.cy/fileadmin/user_upload/Tables_AS-RAR-Syria_till_2015_for_website_-_v4.pdf

Figure 5: Gender/age breakdown of the total number of applicants in Cyprus for 2015

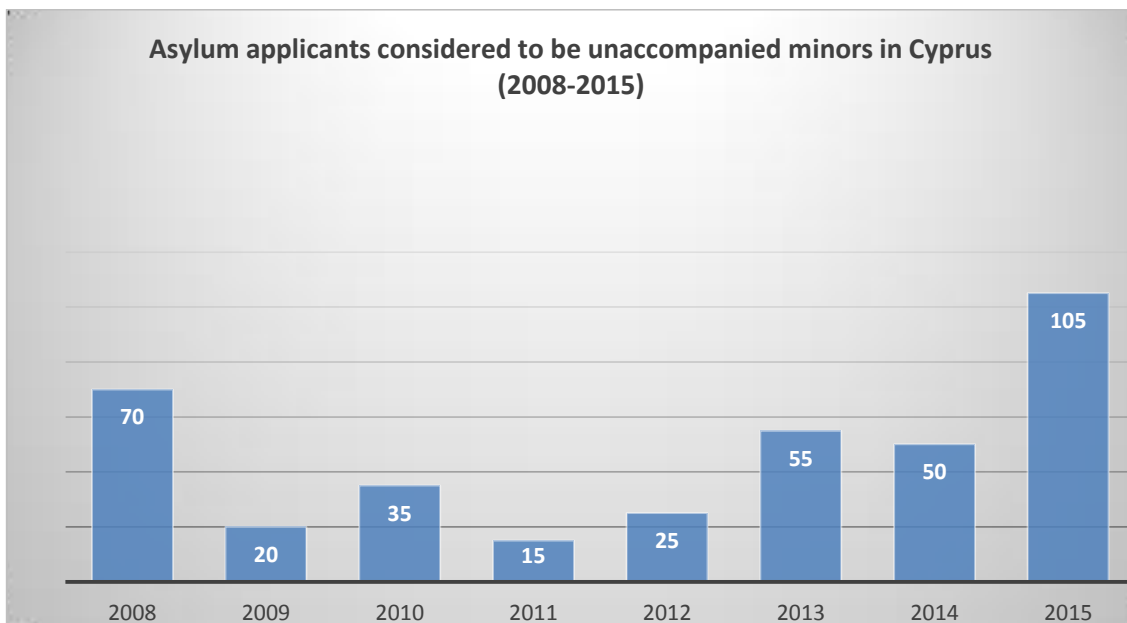


Summary Figure provides an overview of the gender/age breakdown of the total number of applicant for asylum seeking in Cyprus. Half of them are males and nearly a quarter of them are children.

Source Own elaboration based on Eurostat – [asylumineurope.org](http://www.asylumineurope.org) (2016)

Link <http://www.asylumineurope.org/reports/country/Cyprus/statistics>

Figure 6: Asylum applicants considered to be unaccompanied minors (2008-2015)

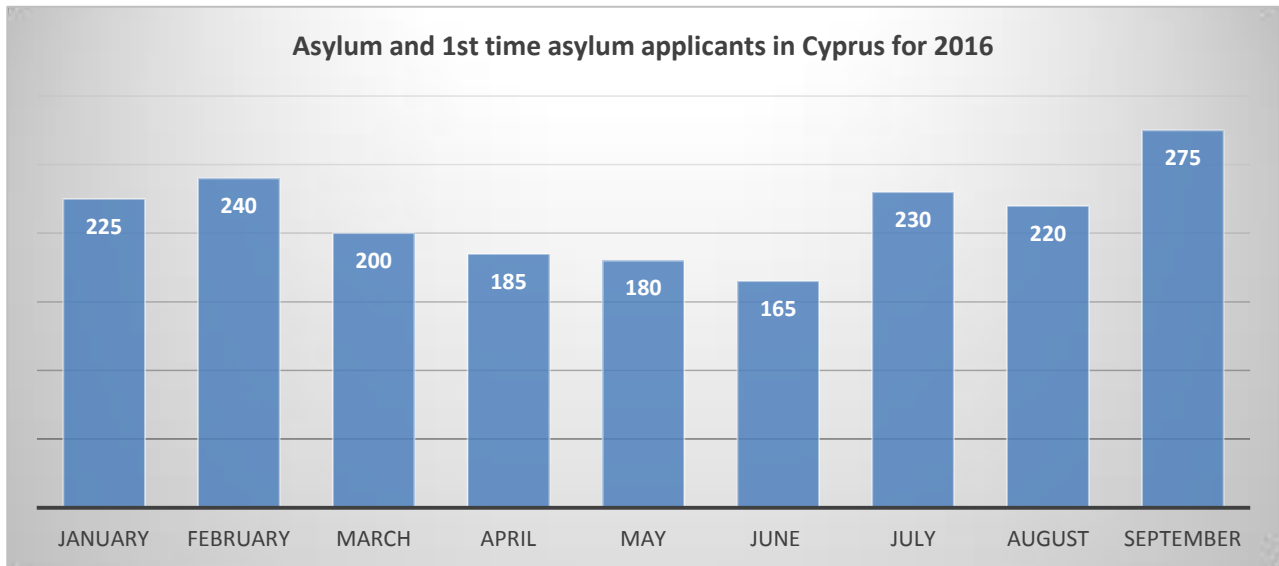


Summary Figure provides an overview of the Asylum applicants considered to be unaccompanied minors in Cyprus between 2008 and 2015. As it can be observed there has been an increasing trend the last three years and the number of unaccompanied minors has been doubles from 2014 to 2015.

Source Own elaboration based on Eurostat- Asylum and Managed Migration data (2016)

Link <http://ec.europa.eu/eurostat/web/asylum-and-managed-migration/data/database>

Figure 7: Asylum and 1st time asylum applicants in Cyprus for 2016



Summary Figure provides an overview of the monthly Asylum applicants in Cyprus for 2016. As it can be observed, the monthly number of applications for 2016 is over 200 per month, excluding April till June where applications showed a slightly decrease. However, in September the number of applications has been increased, and the biggest flow compared to previous months of 2016 has been observed.

Source Own elaboration based on Eurostat – Asylum and first time asylum applicants - monthly data (2016)

Link <http://ec.europa.eu/eurostat/tgm/table.do?tab=table&init=1&language=en&pcode=tps00189&plugin=1>